	Scope of Work	Kusile Power Station
---	----------------------	-----------------------------

Title: **Kusile Power Station Supply, Refurbish and Delivery of Miscellaneous Spares for Balance of Plant**

Document Identifier: **KUS-20251161**

Alternative Reference Number: **Not Applicable**

Area of Applicability: **Kusile Power Station**





Functional Area: **Maintenance**

Revision: **1**

Total Pages: **22**

Next Review Date: **November 2028**

Disclosure Classification: **Controlled Disclosure**

Compiled by	Supported by	Functional Responsibility	Authorized by
			
Mbongiseni Malele Maintenance Technician (Coal & Ash)	Sherperd Dibakoane Chief Engineer Engineering	Thami Simelane Line Manager Maintenance	Abel Vuma Group Maintenance Manager
Date: 20 November 2025	Date: 2025/11/20	Date: 21/11/2025	Date: 21/11/25

Content	Page
1. Introduction.....	3
2. Supporting Clauses	3
2.1 Scope.....	3
2.1.1 Purpose.....	3
2.1.2 Applicability	3
2.1.3 Effective date.....	4
2.2 Normative/Informative References	4
2.2.1 Normative.....	4
2.2.2 Informative.....	4
2.3 Definitions	4
2.4 Abbreviations	4
2.5 Roles and Responsibilities	5
2.5.1 Employer	5
2.5.2 Contractor	5
2.6 Process for Monitoring.....	5
2.7 Related/Supporting Documents.....	5
3. Scope of Work.....	5
3.1 Miscellaneous Spares to be supplied Specifications.....	6
3.2 Miscellaneous Spares to be refurbished	16
3.3 Description of the work.....	18
3.4 Refurbishment Scope for Winch	18
3.5 Documentation	19
3.6 Acceptance of Spares	19
3.7 Spares Management	21
3.8 Equipment Required.....	21
3.9 Consumables Required	21
3.10 Workshop.....	21
3.11 Planned Key Performance Indicators (KPI)	21
4. Acceptance.....	21
5. Revisions.....	22
6. Development Team	22
7. Acknowledgements	22

CONTROLLED DISCLOSURE

1. Introduction

Kusile Power Station management decided to establish a long-term agreement (5 Year) for the supply and refurbishment of some of the power Station's strategic, critical, and operational plant spares. For the plant to operate effectively and efficiently, maintenance must be performed at intervals specified as per plant maintenance strategies. Correct plant spares are required to ensure maintenance is executed as per the maintenance strategy requirements and thus must be always available. The identification of which specific components to be kept as spares as well as the quantities has been done according to the information available at the time of the compilation of this document.

The required information for spares holding has not been adequately detailed enough to enable the full cataloguing of the identified spares into the SAP computer data base. This creates challenges to the current and future procurement processes and may lead to costly delivery of wrongly specified equipment. The works information processes outlined in this document are intended to eliminate or minimize the risk of such occurrences.

2. Supporting Clauses

2.1 Scope

The scope of work (SOW) outlines the required Miscellaneous Spares to be supplied and refurbished by the Supplier when required and providing the conformance spares for acceptance. The scope included here does not substitute procurement procedures that will be followed during the procurement process.

The scope for the Miscellaneous spares will include the following Components:

- a) Winches
- b) Sheave Wheels
- c) Ropes
- d) Couplings
- e) Mass meters
- f) Sprockets
- g) Chain
- h) Hose
- i) Self-Aligning Idlers
- j) Scrapers

2.1.1 Purpose

The purpose of this document is to provide scope of work and technical information for Miscellaneous Spares Procurement and ensuring that all maintenance spares, which Kusile Power Station is procuring, are correct.

2.1.2 Applicability

This document shall apply throughout Eskom Holdings Limited Divisions.

CONTROLLED DISCLOSURE

2.1.3 Effective date

This document will be effective from the date of its authorisation.

2.2 Normative/Informative References

Parties using this document shall apply the most recent edition of the documents listed in the following paragraphs.

2.2.1 Normative

- [1] ISO 9001 Quality Management Systems
- [2] 36-681 Generation Plant Safety Regulations
- [3] 32-727 SHEQ Policy
- [4] 240-102008506 Kusile Power Station Maintenance spares strategy for coal handling plant
- [5] 240-106026671 Kusile Power Station Operating and Control Philosophy for the Coal Handling Plant
- [6] 240-108344020 Kusile Power Station Operating and Control Philosophy for LMH Plant and the WFGD Plant

2.2.2 Informative

N/A

2.3 Definitions

Definition	Explanation
Contractor	Service provider contracted to provide a specific spares & documentation to Kusile Power Station. Referred to as the Supplier on this document.
Employer	Kusile Power Station
Disclosure Classification	Controlled Disclosure to external parties (either enforced by law, or discretionary)

2.4 Abbreviations

Abbreviation	Explanation
SOW	Scope of Work
OEM	Original Equipment Manufacturer
ISO	International Organisation for Standardisation
KPI	Key Performance Indicator
OHS	Occupational Health & Safety
PSR	Plant Safety Regulations
LMH	Limestone Handling

CONTROLLED DISCLOSURE

2.5 Roles and Responsibilities

2.5.1 Employer

- a) Compiles and submit scope of work with technical specifications.
- b) Performs Quality Control of all spares on delivery at the Employer premises.

2.5.2 Contractor

- a) Contractor shall submit all documentation as requested by the Employer.
- b) To Supply and Deliver Miscellaneous spares for Kusile Power Station according to the specifications and technical requirements on this document.

2.6 Process for Monitoring

This document will be a detailed once-off document to state the scope of work for supply and delivery of Miscellaneous Spares contract.

2.7 Related/Supporting Documents

N/A

3. Scope of Work

The contractor to execute the scope for supplying, refurbishment and delivering of the Miscellaneous spares to ensure operational reliability.

Resource requirements:

- i. Driver (Estimated at 2 deliveries per month)
- ii. LDV (Bakkie) x1
- iii. Horse Truck with Tria-axle trailer flat bed
- iv. Hiab Truck (crane truck) with flat drop side body
- v. Forklift 10 Ton
- vi. Driver x1 (For collecting and returning of the RF items and delivery of new spares)
- vii. Delivery Vehicle (4 Ton Truck) x1
- viii. Delivery Kilometres (300km return trip, Deliver 2x a month) = 36000 KM for 5 years

CONTROLLED DISCLOSURE

3.1 Miscellaneous Spares to be supplied Specifications

Component	Item NO	Equipment Name	Material Number	Part Number	Description	Area- Location	QTY
Winches	1	TAC1&2, OLC1&2, SYS1, T4A-F take-up winch, Reclaimer 1,2&3 rake winch.	0620039		WINCH: TYPE: ELECTRIC MOTORIZED TAKE UP; CAPACITY: 8.2 T; DIMENSIONS: WD 723 X HT 698 MM; SUPPL P/N: 13000.S; DRAWING NO: AC0301-0403-ALL-MAN-E00030 REV 0; INPUT SPEED: 193 RPM; GEAR RATIO: 392:1; FACTOR OF SAFETY 4.5:1; ROPE SIZE AND CONSTRUCTION: DIA (6 X 36) X LG 26 M GALVANISED STL; ROPE SPEED: 0.7M/MM (FULL DRUM); ROPE CAPACITY: 103 M (FULL DRUM); ELECTRIC GEARED MOTOR; WEG-MOTOR SPEC: 2.2 KW; 400V; 50HZ; IP66; 4 POLE; NFP; SQUIRREL CAGE; FLANGED MOUNTED; FRAME: 100L; CW SITI TYPE; MNHL 25/2-7.37:1; PAM 28/250; HELICAL GEARBOX; SUPPLIER TO SUPPLY DATASHEETS/DATABOOKS	Coal Plant	20
	2	ERC	0620037		WINCH: TYPE: ELECTRIC MOTORIZED TAKE UP; CAPACITY: 3.5 T; DIMENSIONS: WD 476 X LG 396 X HT 443 MM; SUPPL P/N: 5000.S; DRAWING NO: AC0301-0403-ALL-MAN-E0028 REV 0; INPUT SPEED: 193 RPM; GEAR RATIO: 76.8:1; 1.5M/MM (1ST LAYER); ROPE CAPACITY: 63 M (FULL DRUM); ELECTRIC GEARED MOTOR; WEG-MOTOR SPEC: 2.2 KW; 400V; 50HZ; IP66; 4 POLE; NFP; SQUIRREL CAGE; FLANGED MOUNTED; FRAME: 100L; CW SITI TYPE; MNHL 25/2-7.37:1; PAM 28/250; HELICAL GEARBOX; SUPPLIER TO SUPPLY DATASHEETS/DATABOOKS	Ash Plant	5
	3	ESC & CVY1	0620038		WINCH: TYPE: ELECTRIC MOTORIZED TAKE UP; CAPACITY: 5.4 T; DIMENSIONS: WD 710 X HT 638 MM; SUPPL P/N: 8000.S; DRAWING NO: AC0301-0403-ALL-MAN-E0029 REV 0; INPUT SPEED: 193 RPM; GEAR RATIO: 152:1; FACTOR OF SAFETY 4.5:1; ROPE SIZE AND CONSTRUCTION: DIA (6 X 36) X LG 20 M GALVANISED STL; ROPE SPEED: 1.3M/MM (FULL DRUM); ROPE CAPACITY: 94 M (FULL DRUM); ELECTRIC GEARED MOTOR; WEG-MOTOR SPEC: 2.2 KW; 400V; 50HZ; IP66; 4 POLE; NFP; SQUIRREL CAGE; FLANGED MOUNTED; FRAME: 100L; CW SITI TYPE; MNHL 25/2-7.37:1; PAM 28/250; HELICAL GEARBOX; SUPPLIER TO SUPPLY DATASHEETS/DATABOOKS	Ash Plant	5
	4	T4A-F moving head, TAC1.	620040		WINCH: TYPE: MOVING HEAD; CAPACITY: 1.8 T; DIMENSIONS: WD 850 X LG 973 X HT 585 MM; DRAWING NO: AC0301-0403-ALL-MAN-E00031 REV 0; WITH FLANGE: DIA 450MM; ENDS GROOVED TO SUIT: DIA 16MM SWR; WINCH BASE: WD 850 X LG 973; EPICYCLIC GEAR: HE30; RATIO: 5.8:1; BONFIGLIOLI MODEL W110-UFC-P100-B5/B8; FLANGE MOUNTED UNIT RATIO: 40:1; ELECTRIC MOTOR SPEC: WEG-MOTOR 3 KW; 400V; 50HZ; IP55; 4 POLE; NFP; SQUIRREL CAGE; MOUNTED: FLANGE; FRAME: 100L; CW BINDER TYPE 76431-13H00; ELECTRONIMAGNETIC DISC BRAKE AND ELECTRONIC RECTIFIER TYPE 32-67304-B00 (220-500VAC) MOTOR AND BRAKE CERTIFIED DUST IGNITION PROOF; ROPE SIZE AND CONSTRUCTION: DIA (6 X 36) X LG 16 M GALVANIZED STL; ROPE SPEED: 5.4M/MM (FULL DRUM); ROPE CAPACITY: 10 M (TRAVEL); SUPPLIER TO SUPPLY DATASHEETS/DATABOOKS	Ash Plant	10
	5		582673		WINCH: TYPE: MOTORIZED HAND; CAPACITY: 6000 KG; DIMENSIONS: 1678 X 723 X 698 MM; MANUF P/N: 130005MK2; DRAWING NO: 0.84/10517 SHT1 REV 0; SUPPLIED WITH 2.2KW 400V IP65 MOTOR; ROPE SPEED: 0.7M/MIN; ROPE SIZE: DIA 22 X 6 X 36 (IWRC) GALVANISED; RIGHT HAND DRUM GROOVE 23 PITCH 5.5MM DEEP 11.5 M RADIUS	Coal Plant	5

CONTROLLED DISCLOSURE

	6	SY1, SY3A&B moving head, SYR1,2 &3 moving head and SYS2.	0635883		WINCH: TYPE: MOVING HEAD; CAPACITY: 3 T; DIMENSIONS: WD 1 M X LG 1.095 M X HT 752.4 MM; SUPPL P/N: 4835-302-SY	Coal plant	20
	7		0634524		WINCH: TYPE: MOVING HEAD; CAPACITY: 1.8 T; DIMENSIONS: WD 16 X LG 36 X HT 6 MM; LAY ON/LAY OFF; MATERIAL: GLAV STL WIRE ROPE; TRAVEL: 10M; ROPE SPEED: 5.4M/MIN; 1/2 AB ELECTRIC WINCH	Ash & Limestone	5
Sheave Wheels	1		0648223		WHEEL: TYPE: HORIZONTAL SHEAVE; HUB SIZE: 50 MM; OUTSIDE DIAMETER: 328 MM; WIDTH: 100 MM; MATERIAL: STL; DRAWING NO: 4132HRK-0/301 REV 0; ROOT DIA: 280MM; SHEAVE ACCOMMODATE 16MM WIRE ROPE; SHEAVE ASSEMBLY C/W BEARINGS; 2X ROPE KEEPS WITH 3 SELECTABLE POSITIONS AND MOUNTING FRAME; GREASE NIPPLE (1/8IN BSP); ITEM SHOULD BE PAINTED FOR CORROSION PROTECTION; DATA SHEET SHALL BE SUPPLIED WITH EVERY DELIVER; TO BE USED AT ESC TAKE-UP	Ash plant	5
	2		0648222		WHEEL: TYPE: VERTICAL SHEAVE; HUB SIZE: 55 MM; OUTSIDE DIAMETER: 410 MM; WIDTH: 110 MM; MATERIAL: STL; DRAWING NO: 4133VRK-0/301 REV 0; ROOT DIA: 350MM; SHEAVE ACCOMMODATE 20MM WIRE ROPE; SHEAVE ASSEMBLY C/W BEARINGS; 2X ROPE KEEPS WITH 3 SELECTABLE POSITIONS AND MOUNTING FRAME; GREASE NIPPLE (1/8IN BSP); ITEM SHOULD BE PAINTED FOR CORROSION PROTECTION; DATA SHEET SHALL BE SUPPLIED WITH EVERY DELIVER; TO BE USED AT ESC TAKE-UP	Ash Plant	5
	3		0635133		WHEEL: TYPE: SHEAVE; HUB SIZE: 50 MM; OUTSIDE DIAMETER: 328 MM; WIDTH: 100 MM; MATERIAL: STL; DRAWING NO: 4132VRK-0 REV 0; USED FOR VERTICAL AND HORIZONTAL; ROOT DIA: 280 MM; ROPE DIA: 16 MM; SHEAVE C/W BEARING AND ROPE KEEPS (AT ENTRY AND EXIT OF ROPE); ROPE CLEARANCE: 240 MM; SUPPLY BRACKET; GREASE NIPPLE BSP1/8 IN; DATA SHEET SHOULD BE SUPPLIED WITH EVERY DELIVERY	Ash Plant & Coal Plant	5
	4		0635132		WHEEL: TYPE: SHEAVE; HUB SIZE: 55 MM; OUTSIDE DIAMETER: 410 MM; WIDTH: 110 MM; MATERIAL: STL; DRAWING NO: 4133HRK-0 REV 0; USED FOR VERTICAL AND HORIZONTAL; ROOT DIA: 350 MM; ROPE DIA: 20 MM; SHEAVE C/W BEARING AND ROPE KEEPS (AT ENTRY AND EXIT OF ROPE); ROPE CLEARANCE: 290 MM; SUPPLY BRACKET; GREASE NIPPLE BSP1/8 IN; DATA SHEET SHOULD BE SUPPLIED WITH EVERY DELIVERY	Ash Plant & Coal Plant	5
	5		0634500		WHEEL: TYPE: SHEAVE; HUB SIZE: 65 MM; OUTSIDE DIAMETER: 579 MM; WIDTH: 70 MM; MATERIAL: STL; DRAWING NO: 4135HRK-0 REV 0; APPLICATION: TAC AND OLC HORIZONTAL TAKE-UP; ROOT DIA: 490MM; ROPE DIA: 28MM; 2X ROPES KEEPS WITH 3 SELECTABLE POSITIONS AND MOUNTING FRAME/BASKET; GREASE NIPPLE (BSP 1/8IN); ITEM TO BE PAINTED FOR CORROSION PROTECTION; DATA SHEET SHALL BE SUPPLIED WITH EACH DELIVERY	Ash Plant	5
	6		0634501		WHEEL: TYPE: SHEAVE; HUB SIZE: 65 MM; OUTSIDE DIAMETER: 574 MM; WIDTH: 70 MM; MATERIAL: STL; DRAWING NO: 4135VRK-0 REV 0; APPLICATION: TAC AND OLC VERTICAL TAKE-UP; ROOT DIA: 490MM; ROPE DIA: 28MM; 2X ROPES KEEPS WITH 3 SELECTABLE POSITIONS AND MOUNTING FRAME/BASKET; ROPE CLEARANCE CUT OUT 406MM; GREASE NIPPLE (BSP 1/8IN); ITEM TO BE PAINTED FOR CORROSION PROTECTION; DATA SHEET SHALL BE SUPPLIED WITH EACH DELIVERY	Ash plant	5

	7		0660499		WHEEL: TYPE: SHEAVE; HUB SIZE: 90 MM; OUTSIDE DIAMETER: 575 MM; WIDTH: 100 MM; MATERIAL: STL; SUPPL P/N: 1471.02.4013/3; 90H11; H9 (SHAFT); EMERGENCY ASH RECLAIMER HOIST DEVICE; ROOT DIA: 500MM; SHEAVE SUITABLE FOR 20MM WIRE ROPE; GREASE NIPPLE (1/8IN BSP) ITEM TO BE PAINTED FOR CORROSION, ONE SET CONTAINS 3X SHEAVE WHEELS; TECHNICAL DATASHEET TO BE PROVIDED ON EVERY DELIVERY	Ash Plant	5
	8		0635130		WHEEL: TYPE: SHEAVE; HUB SIZE: 60 MM; OUTSIDE DIAMETER: 513 MM; WIDTH: 124 MM; MATERIAL: STL; DRAWING NO: 4134HRK-0 REV 0; USED FOR VERTICAL AND HORIZONTAL; ROOT DIA: 438 MM; ROPE DIA: 26 MM; SHEAVE C/W BEARING AND ROPE KEEPS (AT ENTRY AND EXIT OF ROPE); ROPE CLEARANCE: 374 MM; SUPPLY BRACKET; GREASE NIPPLE BSP1/8 IN; DATA SHEET SHOULD BE SUPPLIED WITH EVERY DELIVERY	Coal Plant	5
	9		0661172		WHEEL SET, RAILWAY: TYPE: TRAVEL; WIDTH: 110 MM; WHEEL BASE: 7 T; AXLE TYPE: PORTAL; WEIGHT: 18.3 KG; SUPPL P/N: DRS-160-NA-A-65-K-X-X; REFERENCE NO: 82506259; WHEEL DIA: 160MM; WHEEL MUST BE SUPPLIED WITH SWEEPER; DATASHEET AND DRAWINGS TO BE SUPPLIED ON EVERY DELIVERY	Coal Plant	5
Ropes	1		0581490		ROPE, WIRE: DIAMETER: 3-5 MM; OVERALL LENGTH: 600 M; CONSTRUCTION: 6X7+FC PVC RED; MATERIAL: STL GALV; STRENGTH: 6 KN; ROPE TYPE: FC; LAY: BRAIDED RHRL; SPECIFICATION: JIS G3525; MANUF P/N: CAB47; USED TO CONNECT PULL KEYS ON THE CONVEYOR PROTECTION SYSTEM, NORMAL BREAKING FORCE: 5.85KN; CHEMICAL COMPOSITION: C (70%), MN (0.55%), S (0.012%), P (0.007%) AND SI (0.21%); COATED WITH RED PVC SLEEVE; 1MM THICK	Coal plant	300m
	2		0592748		ROPE, WIRE: DIAMETER: 20 MM; CONSTRUCTION: 6X36F; MATERIAL: STL; STRENGTH: 259 KNM; ROPE TYPE: CORE FIBER; SPECIFICATION: EN12385/4/2002	Coal Plant	250m
	3		0623164		ROPE, WIRE: DIAMETER: 26 MM; CONSTRUCTION: 6X36F; MATERIAL: STL GALV; STRENGTH: 406.3 KNM; ROPE TYPE: CORE FIBER; LAY: ORDINARY RH; APPLICATION: TAKE-UP	Coal Plant	500m
	4		633968		ROPE, WIRE: DIAMETER: 13 MM; OVERALL LENGTH: 80 M; CONSTRUCTION: (6X25); MATERIAL: STEEL GALV; STRENGTH: MBL >105 KNM; ROPE TYPE: CORE FIBER; LAY: ORDINARY RH; SPECIFICATION: SANS 2048	Coal Plant	500m
	5		0662946		ROPE, WIRE: DIAMETER: 16 MM; CONSTRUCTION: 6X36; MATERIAL: STL GALV; STRENGTH: 3.5 T; PLEASE SUPPLY IN ROLL OF 100M = 1EA	Ash plant	5
Couplings	1		624369		COUPLING, SHAFT FLEXIBLE: TYPE: HORIZONTAL SPLIT; TAPER LOCK SERIES: 1070H; BORE DIAMETER: 65 X 19 MM; TORQUE: 922 NM; MATERIAL: STL; SPEED: 4125 RPM; HIGH SPEED GRID; AL COVER; USED AT GYC2 AND EAS BOOM; VENDORS ARE RESPONSIBLE FOR ENSURING THAT THEY ARE PERFORMING AGAINST THE CORRECT DRAWING REVISION NUMBER (IF APPLICABLE).	Ash plant	20
	2		0624371		COUPLING, SHAFT FLEXIBLE: TYPE: HORIZONTAL SPLIT; TAPER LOCK SERIES: 1100H; BORE DIAMETER: 41 X 107 MM; TORQUE: 5.818 KNM; MATERIAL: STL; SPEED: 2400 RPM; HIGH SPEED GRID; AL COVER; USED AT TAC1 AND 2; OLC1 AND 2; ESC; VENDORS ARE RESPONSIBLE FOR ENSURING THAT THEY ARE PERFORMING AGAINST THE CORRECT DRAWING REVISION NUMBER (IF APPLICABLE).	Ash plant	30

CONTROLLED DISCLOSURE

	3		0624370		COUPLING, SHAFT FLEXIBLE: TYPE: HORIZONTAL SPLIT; TAPER LOCK SERIES: 1080H; BORE DIAMETER: 27 X 78 MM; TORQUE: 1.901 KNM; MATERIAL: STL; SPEED: 3600 RPM; HIGH SPEED GRID; AL COVER; USED AT ERC; RSC AND EAS INTERMEDIATE; VENDORS ARE RESPONSIBLE FOR ENSURING THAT THEY ARE PERFORMING AGAINST THE CORRECT DRAWING REVISION NUMBER (IF APPLICABLE).	Ash plant	20
	4	Emergency stacker boom conveyor	0624369		COUPLING, SHAFT FLEXIBLE: TYPE: HORIZONTAL SPLIT; TAPER LOCK SERIES: 1070H; BORE DIAMETER: 65 X 19 MM; TORQUE: 922 NM; MATERIAL: STL; SPEED: 4125 RPM; HIGH SPEED GRID; AL COVER; USED AT GYC2 AND EAS BOOM; VENDORS ARE RESPONSIBLE FOR ENSURING THAT THEY ARE PERFORMING AGAINST THE CORRECT DRAWING REVISION NUMBER (IF APPLICABLE).	Ash plant & Limestone	20
	5	Limestone overbin shuttle conveyor (CVY-3)	0624372		COUPLING, SHAFT FLEXIBLE: TYPE: HORIZONTAL SPLIT; TAPER LOCK SERIES: 1060H; BORE DIAMETER: 19 X 55 MM; TORQUE: 634 NM; MATERIAL: STL; SPEED: 4350 RPM; HIGH SPEED GRID; AL COVER; USED AT CAC AND GYC1; VENDORS ARE RESPONSIBLE FOR ENSURING THAT THEY ARE PERFORMING AGAINST THE CORRECT DRAWING REVISION NUMBER (IF APPLICABLE).	Ash plant & Limestone	20
	6	CVY-1	0638989		COUPLING, SHAFT: TYPE: RIGID FLANGE; BORE: 330 MM; OUTSIDE DIAMETER: 560 MM; LENGTH: 292 MM; MATERIAL: AL TECTILE COATING; SUPPL P/N: TC30-330/560; LIMESTONE HANDLING; LOW SPEED GEARBOX P/N: 97QHRG3-798	Ash plant & Limestone	10
	7	CVY-1	0638990		COUPLING, SHAFT: TYPE: RIGID FLANGE; BORE: 390 MM; OUTSIDE DIAMETER: 560 MM; LENGTH: 292 MM; MATERIAL: AL TECTILE COATING; SUPPL P/N: TC30-390/560; LIMESTONE HANDLING; LOW SPEED GEARBOX P/N: 97QHRG3-798	Ash plant & Limestone	15
	8	CVY-3	0634785		COUPLING, SHAFT: TYPE: RIGID FLANGE; BORE: 230 X 400 MM; OUTSIDE DIAMETER: 235 MM; LENGTH: 350 MM; MATERIAL: AL TECTILE COATING	Ash plant & Limestone	15
	9	Gypsum Conveyor	0624369		COUPLING, SHAFT FLEXIBLE: TYPE: HORIZONTAL SPLIT; TAPER LOCK SERIES: 1070H; BORE DIAMETER: 65 X 19 MM; TORQUE: 922 NM; MATERIAL: STL; SPEED: 4125 RPM; HIGH SPEED GRID; AL COVER; USED AT GYC2 AND EAS BOOM; VENDORS ARE RESPONSIBLE FOR ENSURING THAT THEY ARE PERFORMING AGAINST THE CORRECT DRAWING REVISION NUMBER (IF APPLICABLE).	Ash plant & Limestone	20
	10	Gypsum Conveyor	0624372		COUPLING, SHAFT FLEXIBLE: TYPE: HORIZONTAL SPLIT; TAPER LOCK SERIES: 1060H; BORE DIAMETER: 19 X 55 MM; TORQUE: 634 NM; MATERIAL: STL; SPEED: 4350 RPM; HIGH SPEED GRID; AL COVER; USED AT CAC AND GYC1; VENDORS ARE RESPONSIBLE FOR ENSURING THAT THEY ARE PERFORMING AGAINST THE CORRECT DRAWING REVISION NUMBER (IF APPLICABLE).	Ash plant & Limestone	30
	11	Gypsum Conveyor	0634785		COUPLING, SHAFT: TYPE: RIGID FLANGE; BORE: 230 X 400 MM; OUTSIDE DIAMETER: 235 MM; LENGTH: 350 MM; MATERIAL: AL TECTILE COATING	Ash plant & Limestone	15
Couplings	1		0637573		COUPLING, SHAFT FLEXIBLE: TYPE: TAPER GRID; TAPER LOCK SERIES: TG1090H; BORE DIAMETER: 95 X 27 MM; MATERIAL: ALUMINIUM; SPEED: 3600 RPM; SUPPL P/N: 97QHRF3-794; VENDORS ARE RESPONSIBLE FOR ENSURING THAT THEY ARE PERFORMING AGAINST THE CORRECT DRAWING REVISION NUMBER (IF APPLICABLE). (T1A&B), (T4A – T4F), (CVY1)	Coal plant	30

CONTROLLED DISCLOSURE

	2		0637574		COUPLING, SHAFT FLEXIBLE: TYPE: TAPER GRID; TAPER LOCK SERIES: TG1110H; BORE DIAMETER: 117 X 41 MM; MATERIAL: ALUMINIUM; SPEED: 2550 RPM; SUPPL P/N: 97QHRL3-781; VENDORS ARE RESPONSIBLE FOR ENSURING THAT THEY ARE PERFORMING AGAINST THE CORRECT DRAWING REVISION NUMBER (IF APPLICABLE). (SYS1)	Coal plant	10
	3		0637239		COUPLING, SHAFT FLEXIBLE: TYPE: TAPER GRID; TAPER LOCK SERIES: TG112H; BORE DIAMETER: 136 X 60 MM; MATERIAL: ALUMINIUM; SPEED: 2025 RPM; SUPPL P/N: 97QHRK2-777; HORIZONTAL SPLIT ALUMINIUM COVER; TYPE: H; VENDORS ARE RESPONSIBLE FOR ENSURING THAT THEY ARE PERFORMING AGAINST THE CORRECT DRAWING REVISION NUMBER (IF APPLICABLE). (SYR1,2&3, SY3A&B)	Coal plant	30
	4		0637575		COUPLING, SHAFT FLEXIBLE: TYPE: TAPER GRID; TAPER LOCK SERIES: TG1130H; BORE DIAMETER: 165 X 67 MM; MATERIAL: ALUMINIUM; SPEED: 1800 RPM; VENDORS ARE RESPONSIBLE FOR ENSURING THAT THEY ARE PERFORMING AGAINST THE CORRECT DRAWING REVISION NUMBER (IF APPLICABLE). (SYS2)	Coal plant	10
Mass meters	1		665109		Mass meter: 9101 Integrator Part no: XR136049	Coal & Ash plant	20
	2		665112		Mass meter: 60-12CSA Part no: XR462085	Coal & Ash plant	20
	3		665113		Mass meter: 4-20ma Output boards (single) Part no: XR10074	Coal & Ash plant	20
	4		665115		Mass meter: HMI display Modules complete Part no: XR134179	Coal & Ash plant	20
	5		665116		Mass meter: 4-20ma Output boards (double) Part no: MX161724170	Coal & Ash plant	20
	6		665114		Mass meter: 4-20ma Output boards (double) Part no: MX161724170	Coal & Ash plant	20
	7		659188		500KG S-Type load cell		40
Sprockets	1		0639734		SPROCKET, WHEEL: TYPE: DRIVE CHAIN; TEETH: 32; PITCH: 1.25 IN; INSIDE DIAMETER: 90 MM; MATERIAL: STL; SUPPL P/N: 230208; TAPER LOCK 4030; MATERIAL CERTIFICATE SHOULD BE ON EVERY DELIVERY	Coal Plant	12
	2		0639736		SPROCKET, WHEEL: TYPE: DRIVE CHAIN; TEETH: 32; PITCH: 1.25 IN; INSIDE DIAMETER: 110 MM; MATERIAL: STL; SUPPL P/N: 230209; TAPER LOCK 4030; MATERIAL CERTIFICATE SHOULD BE ON EVERY DELIVERY	Caol Plant	12
	3		0639735		SPROCKET, WHEEL: TYPE: DRIVE CHAIN; TEETH: 12; PITCH: 1.25 IN; INSIDE DIAMETER: 75 MM; MATERIAL: STL; MATERIAL CERTIFICATE SHOULD BE ON EVERY DELIVERY	Caol Plant	12

	4		0574048		SPROCKET, WHEEL: TYPE: CONVEYOR CHAIN; STYLE: BOLT IN TEETH; TEETH: 9; PITCH: 120 MM; OUTSIDE DIAMETER: 360 MM; INSIDE DIAMETER: 265 MM; MATERIAL: STL; SUPPL P/N: HEKO 135716; DRAWING NO: KR6104-KD; HEKO RIS TYPE MULTI PART SPROCKET WITH INDIVIDUAL REPLACEABLE TEETH; FOR 30 X 120MM CHAIN, INITIAL TEETH PCD: 691 MM; HUB WIDTH: 260 MM; HUB FLANGE THICKNESS: 30 MM; RING THICKNESS 20 MM; TWO OFF 63 MM KEYWAYS TO DIN6885/1, 120 DEGREES APART OVER FULL WIDTH OF THE INSIDE BORE; THREADED HOLES WITH M 20 GRUB SCREWS AT EACH KEYWAY; DISTANCE BETWEEN BOLT HOLES FOR EACH TOOTH:70 MM; BOLT HOLE PCD: 477 MM; MACHINED, WEAR RESISTANT AND HARDENED; TO CONSIST OF LEFT AND RIGHT HUB, MOUNTED AND BOLTED IN 0% WEAR TEETH (691 MM PCD), KEYS AND GRUB SCREWS; 1 EA= 1 SET OF TWO COMPLETE SPROCKETS(LEFT AND RIGHT) WITH MATCHED MACHINED KEYWAYS; EACH SET TO BE UNIQUELY MARKED TO ENSURE EASY IDENTIFICATION OF SET; DATA SHEET OF THE MANUFACTURER NEEDS TO BE SUBMITTED WITH THE QUOTE FOR EVALUATION PURPOSES; TENDERS WITHOUT DATA SHEETS WILL BE REJECTED; QUALITY ASSURANCE DOCUMENTATION WITH DIMENSIONAL AND HARDNESS TEST SHOULD BE DELIVERED WITH THE SPARES FOR SPROCKET HUBS AND TEETH. SPARES DELIVERED WITHOUT QUALITY CONTROL DOCUMENTATION WILL NOT BE ACCEPTED	Ash plant	12
Chains	1		0640022		CHAIN, POWER TRANSMISSION: STYLE: DUPLEX; LENGTH: 5 M; PITCH: 1.25 IN; MATERIAL: STL; APPLICATION: TIPPER CAR; SPECIFICATION: 20B-2; COMPLETE WITH MASTERLINK	Coal Plant	10
	2		0640023		CHAIN, POWER TRANSMISSION: STYLE: DUPLEX; LENGTH: 10 M; PITCH: 1.25 IN; MATERIAL: STL; APPLICATION: CONVEYING; SPECIFICATION: 20B-2; COMPLETE WITH MASTERLINK	Coal Plant	500
	3		0659879		CHAIN: TYPE: STRAND; DIMENSIONS: WD 26 MM; MATERIAL: STL; LENGTH: 92 MM; SUPPL P/N: MP4-02140-004-00; TWO LINE 265 LINKS	Coal Plant	10
	4		667652		CHAIN: TYPE: ENERGY; DIMENSIONS: WD 170 X HT 80 MM; MATERIAL: PLASTIC; LENGTH: 10 M; SPECIFICATION: E4 SERIES	Coal Plant	10
	5		0574047		TEETH: TYPE: CONVEYOR CHAIN; MATERIAL: STL; NUMBER OF TEETH: 9 SET; SUPPL P/N: HEKO EZ30X120-EA-; APPLICATION: SSC CHAIN CONVEYOR DRIVE SPROCKET BOLT IN TEETH SET; FOR 30X120MM ROUND LINK CONVEYOR CHAIN, MACHINED, HARDENED AND HIGHLY WEAR RESISTANT; FOR USE WITH 0 PCT WORN CHAIN (NEW CHAIN); 1 EA = 1 SET CONSISTING OF 9 TEETH WITH FULL SET OF FITTED MOUNTING BOLTS AND NUTS; BOLTS: M24, GRADE 8.8, 110 MM LENGTH, 40 MM THREADED, FITTED SHANK 25 MM DIA MACHINED; NUTS: ALL METAL VIBRATION RESISTANT LOCK NUT; DATA SHEET OF THE MANUFACTURER NEEDS TO BE SUBMITTED WITH THE QUOTE FOR EVALUATION PURPOSES; TENDERS WITHOUT DATA SHEETS WILL BE REJECTED; EACH SET(EA) TO BE PACKED IN THEIR OWN INDIVIDUAL STURDY PACKAGE TO ENSURE THE SET STAYS TOGETHER DURING TRANSPORT, STORAGE AND OTHER MATERIALS MANAGEMENT ACTIVITIES; QUALITY ASSURANCE DOCUMENTATION WITH DIMENSIONAL AND HARDNESS TEST SHOULD BE DELIVERED WITH THE SPARES FOR SPROCKET TEETH. SPARES DELIVERED WITHOUT QUALITY CONTROL DOCUMENTATION WILL NOT BE ACCEPTED; 2 EACH IS REQUIRED TO DO THE FULL DRIVE SHAFT TEETH REPLACEMENT (1 LEFT AND 1 RIGHT)	Ash plant	18

CONTROLLED DISCLOSURE

	6		0574389		CHAIN, CONVEYOR: TYPE: ROUND; PITCH: 120 MM; WIDTH: 102 MM; MATERIAL: CRNI STEEL ALLOY; LENGTH: 27.6 M; APPLICATION: SUBMERGED SCRAPER CONVEYOR; SUPPL P/N: RUD 7905667; REFERENCE NO: RUD R100 120X30; PROOF LOAD: 340KN; BREAKING LOAD: 640KN (+/- 10PCT); ELONGATION AT BREAK: 2PCT; SURFACE HARDNESS AT INTERLINK (INTRADOS): 800 HV30 MIN; CASE HARDENING DEPTH AT INTERLINK (INTRADOS) 550HV3 MIN: 1.35MM MIN; CARBURISING DEPTH AFTER MACRO ETCHING IN INTERLINK: 3 MM MIN; SUPPLIED IN MATCH SET; MAXIMUM DIFFERENCE IN STRAND LENGTHS: 6.9 MM MAX; 1 EA = 1 PAIR MEANING A SET OF TWO 13.8 M MATCHED LENGTH CHAINS RESULTING IN A TOTAL NOMINAL CHAIN LENGTH OF 27.6M (13.8M LEFT AND 13.8M RIGHT); TOTAL NUMBER OF LINKS: 230; CHAIN LINKS TO BE VISUALLY SYMMETRICAL AND FREE OF ANY WELDING SPATTER; A TEST CERTIFICATE WITH ALL OF THE TECHNICAL REQUIREMENTS SPECIFIED IN THIS DESCRIPTION NEEDS TO BE SUBMITTED WITH THE DELIVERY OF EACH CHAIN PAIR; CHAINS DELIVERED WITHOUT THESE TEST DOCUMENTS WILL NOT BE ACCEPTED; FOR EVALUATION PURPOSES THE SUPPLIER MUST PROVIDE A DATA SHEET INDICATING THE NORMAL FACTORY ACHIEVED VALUES OF THE REQUIRED TEST PARAMETERS SPECIFIED ABOVE FOR THE MATERIAL QUALITY OF CHAIN QUOTED ON WITH THEIR QUOTE/TENDER; TENDERS WITHOUT DATA SHEET WILL BE REJECTED; THE SSC USES 7 (13.8M PAIRS) OF THIS ITEM AND ONE 7.56M PAIR (ANOTHER MATERIAL NUMBER) TO DO A FULL UNIT REPLACEMENT (104.16M LEFT AND 104.16M RIGHT) AND 8 CHAIN CONNECTORS PER SIDE (16 IN TOTAL)	Ash plant	12
	7		0574388		LINK: TYPE: FLAT CHAIN CONNECTOR; DIMENSIONS: 30X120 MM; MATERIAL: STEEL; SUPPL P/N: RUD 7909989; REFERENCE NO: RUD UKS 30X120; TO LINK CHAIN STRANDS ON RUD 30X120 R100; ROUND LINK CHAIN; INSTALLATION USING ONLY A HAMMER AND DOWEL; NOT TO BE SECURED WITH A BOLT; DATA SHEET OF THE MANUFACTURER NEEDS TO BE SUBMITTED WITH THE QUOTE FOR EVALUATION PURPOSES; TENDERS WITHOUT DATA SHEETS WILL BE REJECTED; VENDORS ARE RESPONSIBLE FOR ENSURING THAT THEY ARE PERFORMING AGAINST THE CORRECT DRAWING REVISION NUMBER (IF APPLICABLE).	Ash plant	64
Hose	1		0640020		HOSE, NON-METALLIC: INSIDE DIAMETER: 4.1 MM; LENGTH: 50 M; CONNECTION: COUPLED X SCREWED; MATERIAL: POLYAMIDE; MAXIMUM OPERATING PRESSURE: 350 BAR; TYPE: HIGH PRESSURE; MINIMUM INSIDE BENDING RADIUS: 35 MM; SPECIFICATION: KF300 NW4; MEDIA FOR WHICH DESIGNED: GREASE; SUPPL P/N: 111-35114-1; WALL THICKNESS: 2.3MM	Coal plant	98
Self-Aligning idlers	1		0663534		IDLER, CONVEYOR ASSEMBLY: TYPE: FLAT RETURN TRACKER; DEGREE: 0 DEG; BELT WIDTH: 900 MM; HORIZONTAL IDLER DIAMETER: 174 MM; SUPPL P/N: TTFR90HDT; HD TRUST RUBBER 12MM; SHAFT DIA: 40MM	FGD	50
	2		0663516		IDLER, CONVEYOR ASSEMBLY: TYPE: TROUGHING; DEGREE: 30-45 DEG; BELT WIDTH: 900 MM; HORIZONTAL IDLER DIAMETER: 127 MM; VERTICAL IDLER FACE WIDTH: 380 MM; HORIZONTAL IDLER FACE WIDTH: 320 MM; ASSEMBLY LENGTH: 1.144 M; SUPPL P/N: TTT90TAPPU; TAPER TROUGH TRACKER POLYURETHANE 12MM; SHAFT DIA: 30MM	FGD	50

CONTROLLED DISCLOSURE

	3		0670293		IDLER, CONVEYOR ASSEMBLY: TYPE: TAPER TROUGH TRACKER; DEGREE: 45 DEG; BELT WIDTH: 1.8 M; VERTICAL IDLER DIAMETER: 145-210 MM; HORIZONTAL IDLER DIAMETER: 152 MM; VERTICAL IDLER FACE WIDTH: 640 MM; HORIZONTAL IDLER FACE WIDTH: 646 MM; ASSEMBLY LENGTH: 2.058 M; SPECIFICATION: SANS1313-1; DRAWING NO: TTT180EXDTARRR REV 0; ASSEMBLY MATERIAL: MS LEGGED WITH EXD RUBBER RINGS; TO BE SUPPLIED AS A UNIT CONSISTING OF THREE IDLER ROLLS AND A FRAME; DATASHEET TO BE SUBMITTED FOR APPROVAL	Coal plant	100
	4		0670292		IDLER, CONVEYOR ASSEMBLY: TYPE: TAPER TROUGH TRACKER; DEGREE: 45 DEG; BELT WIDTH: 2.1 M; VERTICAL IDLER DIAMETER: 170-250 MM; HORIZONTAL IDLER DIAMETER: 152 MM; VERTICAL IDLER FACE WIDTH: 750 MM; HORIZONTAL IDLER FACE WIDTH: 720 MM; ASSEMBLY LENGTH: 2.058 M; SPECIFICATION: SANS1313-1; SUPPL P/N: TTDR210A; ASSEMBLY MATERIAL: MS LEGGED WITH EXD RUBBER RINGS; TO BE SUPPLIED AS A UNIT CONSISTING OF THREE IDLER ROLLS AND A FRAME; DATASHEET TO BE SUBMITTED FOR APPROVAL	Coal plant	100
	5		0650135		IDLER, CONVEYOR ASSEMBLY: TYPE: TROUGH TRACKER; DEGREE: 0 DEG; BELT WIDTH: 1.2 M; SUPPL P/N: TTT120TAPPU	Coal plant	100
Scrappers	1	Primary Scrapper Blades	237665		BLADE: TYPE: PRIMARY SCRAPER; DIMENSIONS: WD 150 MM; MATERIAL: PU; SUPPL P/N: 2/7.81; E101/E901, CONVEYOR OUTSIDE PLANT USED ON ASH (CONDITION POOR BELT)	Coal and Limestone plant	300
	2	Primary Scrapper Blades 1800BW	617772		BLADE: TYPE: SECONDARY SCRAPER; DIMENSIONS: LG 120 MM; MATERIAL: TIP WC; SPECIFICATION: 2/6.05; COLOR: RED; SPECIAL FEATURES: 13 BLADES; DRAWING NO: E305-S-003 REV 0; BELT: 1800BW	Coal and Limestone plant	200
	3	V-Plough Scrapper blades 2100BW	617770		BLADE: TYPE: V PLOUGH SCRAPER; DIMENSIONS: LG 1.47 M X HT 150 MM X THK 40 MM; MATERIAL: POLYURATHANE; SPECIFICATION: 2/4(2100); COLOR: RED; DRAWING NO: E401-248 REV 0; APPLICATION: INTERMEDIATE CONVEYORS; BELT: 2100BW	Coal and Limestone plant	50
	4	V-Plough Scrapper blades 1800BW	641932		SCRAPER, BELT: TYPE: V-PLOUGH; DIMENSIONS: WD 150 MM X LG 1.47 M X THK 40 MM; MATERIAL: POLYURETHANE; APPLICATION: CONVEYORS; SUPPL P/N: E401-2/4(1800); VENDORS ARE RESPONSIBLE FOR ENSURING THAT THEY ARE PERFORMING AGAINST THE CORRECT DRAWING REVISION NUMBER (IF APPLICABLE).	Coal and Limestone plant	50
	5	V-Plough Scrapper blades 1200BW	618533		BLADE: TYPE: V PLOUGH SCRAPER; DIMENSIONS: LG 1.03 M X HT 150 MM X THK 40 MM; MATERIAL: POLYURATHANE; SPECIFICATION: 2/4 1200; COLOR: RED	Coal and Limestone plant	300
	6	V-Plough Scrapper blades 1200BW	637712		BLADE: TYPE: ANGLE PLOUGH; DIMENSIONS: LG 150 MM; MATERIAL: POLYURATHANE; COLOR: BLACK; SUPPL P/N: 2/5-1200; BELT WIDTH: 1.2 M	Coal and Limestone plant	50
	7	Primary Scrapper Assembly 2100BW	617775		SCRAPER, BELT: TYPE: PRIMARY; DIMENSIONS: 2.1 M; MATERIAL: STL; APPLICATION: CONVEYORS; SUPPL P/N: E901-TT; FOR BLADE E901-114; VENDORS ARE RESPONSIBLE FOR ENSURING THAT THEY ARE PERFORMING AGAINST THE CORRECT DRAWING REVISION NUMBER (IF APPLICABLE).	Coal and Limestone plant	10
	8	Primary Scrapper Assembly 1800BW	568379		SCRAPER, BELT: TYPE: PRIMARY; DIMENSIONS: 3000X413X175 MM; MATERIAL: STEEL; APPLICATION: T2A-F PRIMARY CONVEYORS; MANUF P/N: HV-M 1800; FLEXCO; VENDORS ARE RESPONSIBLE FOR ENSURING THAT THEY ARE PERFORMING AGAINST THE CORRECT DRAWING REVISION NUMBER (IF APPLICABLE).	Coal and Limestone plant	20

CONTROLLED DISCLOSURE

	9	Primary Scraper Assembly 1200BW	617758		SCRAPER, BELT: TYPE: PRIMARY; DIMENSIONS: 1.2 M; MATERIAL: STL; APPLICATION: CONVEYOR T3A-F, T4A-F; FOR 1200MM WIDTH BELT; VENDORS ARE RESPONSIBLE FOR ENSURING THAT THEY ARE PERFORMING AGAINST THE CORRECT DRAWING REVISION NUMBER (IF APPLICABLE).	Coal and Limestone plant	30
	10	Secondary Scraper Assembly 1200BW	0617759		SCRAPER, BELT: TYPE: DOUBLE ROW, SECONDARY; DIMENSIONS: 1.2 M; MATERIAL: STL; APPLICATION: CONVEYOR T3A-F, T4A-F, T5A-F; FOR 1200MM WITH BELT; VENDORS ARE RESPONSIBLE FOR ENSURING THAT THEY ARE PERFORMING AGAINST THE CORRECT DRAWING REVISION NUMBER (IF APPLICABLE).	Coal and Limestone plant	50
	11	V-Plough Scraper 1200BW	0617774		SCRAPER, BELT: TYPE: V PLOUGH; DIMENSIONS: 900-1350BW; MATERIAL: STL; APPLICATION: CONVEYORS; FOR BLADE E401; VENDORS ARE RESPONSIBLE FOR ENSURING THAT THEY ARE PERFORMING AGAINST THE CORRECT DRAWING REVISION NUMBER (IF APPLICABLE).	Coal and Limestone plant	50
	12	Secondary Scraper 2100BW	0617773		SCRAPER, BELT: TYPE: DOUBLE ROW, SECONDARY; DIMENSIONS: LG 1.35 M; MATERIAL: STL; APPLICATION: CONVEYORS; SUPPL P/N: E305-TC; USED ON BLADE E305-S-003; 2100BW; VENDORS ARE RESPONSIBLE FOR ENSURING THAT THEY ARE PERFORMING AGAINST THE CORRECT DRAWING REVISION NUMBER (IF APPLICABLE).	Coal and Limestone plant	30
	13	Secondary Scraper 1800BW	0641930		SCRAPER, BELT: TYPE: SECONDARY; DIMENSIONS: LG 1.87 M; MATERIAL: POLYURETHANE; APPLICATION: CONVEYORS; SUPPL P/N: E305-S(1800); DRAWING NO: E305-S-003(4/7) REV 0; 1800BW; DOUBLE ROW SECONDARY SCRAPER; STANDARD MOUNTING; VENDORS ARE RESPONSIBLE FOR ENSURING THAT THEY ARE PERFORMING AGAINST THE CORRECT DRAWING REVISION NUMBER (IF APPLICABLE).	Coal and Limestone plant	30
	14	V-plough Scraper Assembly 2100BW	641931		SCRAPER, BELT: TYPE: V-PLOUGH; DIMENSIONS: LG 2.362 M; MATERIAL: POLYURETHANE; APPLICATION: CONVEYORS; SUPPL P/N: E401-V (2100); DRAWING NO: E401-248(4/7) REV 0; VENDORS ARE RESPONSIBLE FOR ENSURING THAT THEY ARE PERFORMING AGAINST THE CORRECT DRAWING REVISION NUMBER (IF APPLICABLE).	Coal and Limestone plant	50
	15	V-plough Scraper Assembly 1800BW	641929		SCRAPER, BELT: TYPE: V PLOUGH; DIMENSIONS: LG 2.058 M; MATERIAL: POLYURETHANE; APPLICATION: CONVEYORS; SUPPL P/N: E401-V (1800); DRAWING NO: E401-248(4/5) REV 0; VENDORS ARE RESPONSIBLE FOR ENSURING THAT THEY ARE PERFORMING AGAINST THE CORRECT DRAWING REVISION NUMBER (IF APPLICABLE).	Coal and Limestone plant	50
	16	V-plough Scraper Assembly 900-1350BW	617774		SCRAPER, BELT: TYPE: V PLOUGH; DIMENSIONS: 900-1350BW; MATERIAL: STL; APPLICATION: CONVEYORS; FOR BLADE E401; VENDORS ARE RESPONSIBLE FOR ENSURING THAT THEY ARE PERFORMING AGAINST THE CORRECT DRAWING REVISION NUMBER (IF APPLICABLE).	Coal and Limestone plant	100
	17	Angle Plough Scraper Assembly 1200BW	637713		SCRAPER, BELT: TYPE: ANGLE PLOUGH; DIMENSIONS: WD 1.2 M; MATERIAL: PU/STL; APPLICATION: ASH CONVEYOR; SUPPL P/N: E505; DRAWING NO: E505-010 REV 0; VENDORS ARE RESPONSIBLE FOR ENSURING THAT THEY ARE PERFORMING AGAINST THE CORRECT DRAWING REVISION NUMBER (IF APPLICABLE).	Coal and Limestone plant	100
Scrappers	1	Primary Belt Scraper 1350BW	0665605		SCRAPER, BELT: TYPE: PRIMARY-HD; DIMENSIONS: WD 1.09 X LG 2.25 M; MATERIAL: SS/TUNGSTEN; APPLICATION: 1350BW ASH CONVEYORS; SUPPL P/N: 778013N-HD02; HEAD PULLY ASSEMBLY C/W 6X180MM BLADES; VENDORS ARE RESPONSIBLE FOR ENSURING THAT THEY ARE PERFORMING AGAINST THE CORRECT DRAWING REVISION NUMBER (IF APPLICABLE).	Ash and gypsum plant	30

CONTROLLED DISCLOSURE

	2	Primary Belt Scraper 1350BW	0665606		SCRAPER, BELT: TYPE: PRIMARY-BV; DIMENSIONS: LG 2.504 M; MATERIAL: SS/TUNGSTEN; APPLICATION: 1350BW ASH CONVEYORS; SUPPL P/N: B6V1350; SECONDARY SCRAPER ASSEMBLY C/W 5X240MM BLADES; ASSEMBLY COMING WITH PARALLEL MOUNTS D AND SKIRT; VENDORS ARE RESPONSIBLE FOR ENSURING THAT THEY ARE PERFORMING AGAINST THE CORRECT DRAWING REVISION NUMBER (IF APPLICABLE).	Ash and gypsum plant	30
	3	V-Plough Scraper 1350BW	0620979		SCRAPER, BELT: TYPE: V PLOUGH; DIMENSIONS: LG 1.35 M; MATERIAL: STL; APPLICATION: CONVEYORS; DRAWING NO: AC301-0403-ALL-MAN-00025 REV 0; COMPLETE WITH POLYURETHANE BLADES E401; 150 MM BLADES; VENDORS ARE RESPONSIBLE FOR ENSURING THAT THEY ARE PERFORMING AGAINST THE CORRECT DRAWING REVISION NUMBER (IF APPLICABLE).	Ash and gypsum plant	50
	4	Primary Belt Scraper 1200BW	778012N		Hosch Type HD02 1200mm Primary Scraper with HD Mounts	Ash and gypsum plant	50
	5	Primary Belt Scraper 1200BW	0662303		SCRAPER, BELT: TYPE: CONVEYOR; DIMENSIONS: WD 76MM X 2.4M; MATERIAL: MS POWDER COATED; APPLICATION: COAL PLANT; OEM P/N: B6V1200; C/W 5 OFF B6V 240MM BLADES & 10 OFF B6V SHORT ELEMENTS C/W RUBBER; HDPE 240MM SKIRT & TYPE C PARALLEL MOUNTS WITH 76MM LOOKING RINGS; WEIGHT: 66KG; MOUNT: MILD STEEL COATED BLADES & ELEMENTS: 3CR12; VENDORS ARE RESPONSIBLE FOR ENSURING THAT THEY ARE PERFORMING AGAINST THE CORRECT DRAWING REVISION NUMBER (IF APPLICABLE).	Ash and gypsum plant	30
	6	V-Plough Scraper 1200BW	0620983		SCRAPER, BELT: TYPE: V PLOUGH; DIMENSIONS: LG 1.2 M; MATERIAL: STL; APPLICATION: CONVEYORS; COMPLETE WITH POLYURETHANE BLADES E401; 150 MM BLADES; VENDORS ARE RESPONSIBLE FOR ENSURING THAT THEY ARE PERFORMING AGAINST THE CORRECT DRAWING REVISION NUMBER (IF APPLICABLE).	Ash and gypsum plant	50
	7	Blade Scraper Short Element	0643090		BLADE: TYPE: SCRAPER; DIMENSIONS: WD 110 X LG 130 MM; MATERIAL: 3CR12; OEM P/N: B6V004; B6V SHORT ELEMENT TORISON ARM SHORT C/W; RUBBER BOOTS	Ash and gypsum plant	200
	8	Blade: Scraper with Tungsten	0624119		BLADE: TYPE: SCRAPER; DIMENSIONS: LG 240 X THK 12 MM; MATERIAL: 3CR12; COLOR: WHITE; SPECIAL FEATURES: SELF ADJUSTING REVERSING OPERATION; MANUF P/N: B6V001; HAS 10 BLADES; 1200 MM CONVEYOR BELT	Ash and gypsum plant	200
	9	Blade: Scraper with Tungsten	0670057		BLADE: TYPE: TOP C/W LIP CARBIDE; DIMENSIONS: WD 180 X LG 200 X HT 40 MM; MATERIAL: STAINLESS STEEL; COLOR: SILVER; FURNISHED ITEMS: WITH HARDWARE SET INCLUDED SPECIAL FEATURES: TUNGSTEN CARBIDE TIPPED; MANUF P/N: 778181LIP; FOR USE ON HOSCH HD02/03 PRIMARY SCRAPER	Ash and gypsum plant	200
	10	Primary Scraper 1200BW	0620984		SCRAPER, BELT: TYPE: PRIMARY HEAD; DIMENSIONS: LG 1.2 M; MATERIAL: STL; APPLICATION: CONVEYORS; COMPLETE WITH POLYURETHANE BLADES E901-TT 150 MM BLADES; VENDORS ARE RESPONSIBLE FOR ENSURING THAT THEY ARE PERFORMING AGAINST THE CORRECT DRAWING REVISION NUMBER (IF APPLICABLE).	Ash and gypsum plant	50
	11	Secondary Scraper 1200BW	0620982		SCRAPER, BELT: TYPE: SECONDARY; DIMENSIONS: LG 1.2 M; MATERIAL: TUNGSTEN CARBIDE; APPLICATION: CONVEYORS; COMPLETE WITH POLYURETHANE DOUBLE ROW MULTI-BLADES E305S-T3; (GLASS REINFORCED NYLON BLADE 120) GRADE: 2; VENDORS ARE RESPONSIBLE FOR ENSURING THAT THEY ARE PERFORMING AGAINST THE CORRECT DRAWING REVISION NUMBER (IF APPLICABLE).	Ash and gypsum plant	50

CONTROLLED DISCLOSURE

	12	Primary Scraper 900BW	0758542		SCRAPER ASSEMBLY: TYPE: BELT PRIMARY SCRAPERS; DIMENSIONS: WD 726mm x LG 1890mm MM; MATERIAL: TUNGSTEN-CARBIDE TIPPED; APPLICATION: BELT CLEANING; SPECIFICATION: HD02 HOSCH; THE SCRAPER SETS ARE FOR GY1A-B, GY2A-B, CVY 1, CVY 2 AND CVY 3.	Ash and gypsum plant	50
	13	Hosch Secondary 900BW	0758562		SCRAPER ASSEMBLY: TYPE: BELT SECONDARY SCRAPERS; DIMENSIONS: 960mm x 2430mm MM; MATERIAL: TUNGSTEN CARBIDE BLADE; APPLICATION: BELT CLEANING; SPECIFICATION: SPRUNG BLADE B6V HOSCH; THE SCRAPER SETS ARE FOR GYC1A-B, CVY1, CVY2 AND CVY3	Ash and gypsum plant	20

3.2 Miscellaneous Spares to be refurbished

Component	Item NO	Equipment Name	Material Number	Part Number	Description	Area- Location	QTY
Winches	1	TAC1&2, OLC1&2, SYS1, T4A-F take-up winch, Reclaimer 1,2&3 rake winch.	0620039		WINCH: TYPE: ELECTRIC MOTORIZED TAKE UP; CAPACITY: 8.2 T; DIMENSIONS: WD 723 X HT 698 MM; SUPPL P/N: 13000.S; DRAWING NO: AC0301-0403-ALL-MAN-E00030 REV 0; INPUT SPEED: 193 RPM; GEAR RATIO: 392:1; FACTOR OF SAFETY 4.5:1; ROPE SIZE AND CONSTRUCTION: DIA (6 X 36) X LG 26 M GALVANISED STL; ROPE SPEED: 0.7M/MM (FULL DRUM); ROPE CAPACITY: 103 M (FULL DRUM); ELECTRIC GEARED MOTOR; WEG-MOTOR SPEC: 2.2 KW; 400V; 50HZ; IP66; 4 POLE; NFP; SQUIRREL CAGE; FLANGED MOUNTED; FRAME: 100L; CW SITI TYPE; MNHL 25/2-7.37:1; PAM 28/250; HELICAL GEARBOX; SUPPLIER TO SUPPLY DATASHEETS/DATABOOKS	Coal Plant	20
	2	ERC	0620037		WINCH: TYPE: ELECTRIC MOTORIZED TAKE UP; CAPACITY: 3.5 T; DIMENSIONS: WD 476 X LG 396 X HT 443 MM; SUPPL P/N: 5000.S; DRAWING NO: AC0301-0403-ALL-MAN-E0028 REV 0; INPUT SPEED: 193 RPM; GEAR RATIO: 76.8:1; 1.5M/MM (1ST LAYER); ROPE CAPACITY: 63 M (FULL DRUM); ELECTRIC GEARED MOTOR; WEG-MOTOR SPEC: 2.2 KW; 400V; 50HZ; IP66; 4 POLE; NFP; SQUIRREL CAGE; FLANGED MOUNTED; FRAME: 100L; CW SITI TYPE; MNHL 25/2-7.37:1; PAM 28/250; HELICAL GEARBOX; SUPPLIER TO SUPPLY DATASHEETS/DATABOOKS	Ash Plant	5
	3	ESC & CVY1	0620038		WINCH: TYPE: ELECTRIC MOTORIZED TAKE UP; CAPACITY: 5.4 T; DIMENSIONS: WD 710 X HT 638 MM; SUPPL P/N: 8000.S; DRAWING NO: AC0301-0403-ALL-MAN-E0029 REV 0; INPUT SPEED: 193 RPM; GEAR RATIO: 152:1; FACTOR OF SAFETY 4.5:1; ROPE SIZE AND CONSTRUCTION: DIA (6 X 36) X LG 20 M GALVANISED STL; ROPE SPEED: 1.3M/MM (FULL DRUM); ROPE CAPACITY: 94 M (FULL DRUM); ELECTRIC GEARED MOTOR; WEG-MOTOR SPEC: 2.2 KW; 400V; 50HZ; IP66; 4 POLE; NFP; SQUIRREL CAGE; FLANGED MOUNTED; FRAME: 100L; CW SITI TYPE; MNHL 25/2-7.37:1; PAM 28/250; HELICAL GEARBOX; SUPPLIER TO SUPPLY DATASHEETS/DATABOOKS	Ash Plant	5

CONTROLLED DISCLOSURE

	4	T4A-F moving head, TAC1.	620040		WINCH: TYPE: MOVING HEAD; CAPACITY: 1.8 T; DIMENSIONS: WD 850 X LG 973 X HT 585 MM; DRAWING NO: AC0301-0403-ALL-MAN-E00031 REV 0; WITH FLANGE: DIA 450MM; ENDS GROOVED TO SUIT: DIA 16MM SWR; WINCH BASE: WD 850 X LG 973; EPICYCLIC GEAR: HE30; RATIO: 5.8:1; BONFIGLIOLI MODEL W110-UFC-P100-B5/B8; FLANGE MOUNTED UNIT RATIO: 40:1; ELECTRIC MOTOR SPEC: WEG-MOTOR 3 KW; 400V; 50HZ; IP55; 4 POLE; NFP; SQUIRREL CAGE; MOUNTED: FLANGE; FRAME: 100L; CW BINDER TYPE 76431-13H00; ELECTRONIMAGNETIC DISC BRAKE AND ELECTRONIC RECTIFIER TYPE 32-67304-B00 (220-500VAC) MOTOR AND BRAKE CERTIFIED DUST IGNITION PROOF; ROPE SIZE AND CONSTRUCTION: DIA (6 X 36) X LG 16 M GALVANIZED STL; ROPE SPEED: 5.4M/MM (FULL DRUM); ROPE CAPACITY: 10 M (TRAVEL); SUPPLIER TO SUPPLY DATASHEETS/DATABOOKS	Ash Plant	10
	6		582673		WINCH: TYPE: MOTORIZED HAND; CAPACITY: 6000 KG; DIMENSIONS: 1678 X 723 X 698 MM; MANUF P/N: 130005MK2; DRAWING NO: 0.84/10517 SHT1 REV 0; SUPPLIED WITH 2.2KW 400V IP65 MOTOR; ROPE SPEED: 0.7M/MIN; ROPE SIZE: DIA 22 X 6 X 36 (IWRC) GALVANISED; RIGHT HAND DRUM GROOVE 23 PITCH 5.5MM DEEP 11.5 M RADIUS	Coal Plant	5
	8	SY1, SY3A&B moving head, SYR1,2 &3 moving head and SYS2.	0635883		WINCH: TYPE: MOVING HEAD; CAPACITY: 3 T; DIMENSIONS: WD 1 M X LG 1.095 M X HT 752.4 MM; SUPPL P/N: 4835-302-SY	Coal plant	20
	9		0634524		WINCH: TYPE: MOVING HEAD; CAPACITY: 1.8 T; DIMENSIONS: WD 16 X LG 36 X HT 6 MM; LAY ON/LAY OFF; MATERIAL: GLAV STL WIRE ROPE; TRAVEL: 10M; ROPE SPEED: 5.4M/MIN; 1/2 AB ELECTRIC WINCH	Ash & Limestone	5

CONTROLLED DISCLOSURE

3.3 Description of the work

The work is to Supply, Refurbish and Deliver Bearing spares for Kusile Power Station in accordance with Miscellaneous Spares technical specification on table 1.

3.4 Refurbishment Scope for Winch

- i. An Eskom Representative (Technician or Engineer) shall approve the repair scope prior to any work proceeding.
- ii. The Contractor shall give a one-year warranty for all replaced parts, bearings, and seals as recommended in the repair scope and quote.
- iii. The Contractor shall give a one-year warranty for workmanship for all machined parts and assembling work done.

3.4.1 Gearbox Overhaul

- i. Inspect, repair and replace gears,
- ii. Inspect, repair and replacement shaft
- iii. Replacement of bearings

3.4.2 Drum and Rope system

- i. Inspect, repair and replace winch rope/cable
- ii. Service the rope feeder/winding guide unit
- iii. Inspect, repair the drum

3.4.3 Brake System

Replace brake fluid, lining and seals

3.4.4 Structural Repairs

- i. Welding and machining of worn-out portions
- ii. Inspect, tighten and/or replace of bolts and nuts

3.4.5 Seals and Gaskets

Replace all gaskets, rubber items and seals

3.4.6 Painting and Identification

- i. Exterior surfaces cleaned of all loose scale and rust.
- ii. Entire drum and shaft surfaces cleaned and sandblasted of all dirt and oil.
- iii. One coat of orange enamel applied on the exterior, unless otherwise specified by the Eskom Representative.
- iv. A new identification tag will be installed to each overhauled pulley with the following information:
 - v. Date overhauled
 - vi. Contractor job number

CONTROLLED DISCLOSURE

- vii. Eskom's purchase order number
- viii. The details of the OEM shall be preserved for Eskom's future reference

3.4.6.1 Shipment

- i. All openings are properly protected with plugs or cover.
- ii. All units are shipped dry from the Contractor's workshop. The unit shall be marked to indicate that lubricant must be added prior to operation.
- iii. Vibration and other non-destructive testing as per Eskom's requirements to be performed
- iv. All repaired and overhauled units will undergo test running to check contact patterns, clearances, backlash, and freedom of movement.

3.5 Documentation

The following are contractor's requirements:

- a) The Supplier will supply any additional information such as brochure, general arrangement drawing, certificates, detailed specification, data sheet, Settings Document for programmable electronic cards etc. Check sheets or drawings for quality inspections.
- b) The Supplier provides the Employer with additional spares information if so, required by the end-user
- c) The supplier shall supply the preservation, storage, and handling procedures, where applicable.
- d) The Supplier must ensure that all components supplied must be individually packed in such a way as to protect the parts during transport and storage. The packaging must also include the necessary labels to identify the items.
- e) The spare must be to the exact same specification as installed in the plant and specified on this scope of work document. Notwithstanding the stipulated condition that the Supplier is responsible for verifying the correctness of the spare's information provided by the Employer in relation to the existing installed spare. This may include the Supplier consulting the original supplier of the spare to ensure correctness of information provided by the Employer.
- f) The Supplier will ensure proper handling of the spares (from procurement of equipment, storage, and transportation).
- g) The Employer may make clarification sessions available to either prospective Supplier/s to further assist the prospective Supplier's to meet the requirements of the work to be performed by the Supplier.

3.6 Acceptance of Spares

3.6.1 Spares Specification

The spares to be procured under this SOW shall be identifiable or marked by means of the following.

- a) Eskom SAP Material number (as is used in the Power Station).
- b) Part description.
- c) OEM and/or OEM part number.

CONTROLLED DISCLOSURE

3.6.2 Obsolescence

The supplier shall inform the Employer immediately where spares are found to be obsolete, the supplier shall provide equivalent technical datasheets for approval by the end-user before initiating any procurement. No equivalent spares shall be accepted upon delivery if prior consent was not received from Eskom Power Station Engineering.

3.6.3 Packaging

1. All supplied spares shall be packaged in such a manner that they will be transported and stored without damage. This includes preventing damage due to moisture ingress, dust, and foreign objects. All spares shall be packaged and placed on a pallet crate for ease of handling.
2. Where possible, packaging to be such that procured spares can be positively identified through the packaging. Where this is not possible, the packaging to be such that it allows opening and closing of packaging and still maintain the packaging integrity thereafter.
3. Different spare types shall be packaged separately such that each spare type can be stored separately. Packaging shall be such that the spare can be identified without opening the packaging. Packaging shall be of material that will not be damaged, to an extent possible, by harsh weather conditions during transportation. If that is not possible, then the packaging shall be protected against such conditions.
4. Delivery packaging shall include as a minimum the following details:
 - a) Purchase Order Number
 - b) Part Description
 - c) Part number
 - d) Eskom SAP Material number
 - e) Drawing number, where applicable
 - f) Physical address of Kusile Power Station and the Supplier
 - g) Contact details of the Supplier
 - h) Delivery notes number

3.6.4 Acceptance of spares

- a) No incorrect, damaged, or faulty spares will be accepted by Eskom.
- b) All the spares will be inspected and accepted by Engineering and/or OEM Technician before payment could be processed.
- c) Technical Material Datasheets information must be supplied and must meet an acceptable level.
- d) The Supplier must ensure that the supply and preservation of spares is done in compliance with preservation specifications and good engineering practice.
- e) The Supplier must deliver all spares on a pallet for ease of storing at stores warehouse.
- f) Upon delivery of the goods at the Eskom stores, an inspection of goods and the receipt must be conducted by the end-user within 7 working days after delivery.

CONTROLLED DISCLOSURE

- g) The Supplier must supply the Purchaser with warrantee certificates, test certificates and the complete data book of spares at the time of delivery which shall be uploaded into the SAP system Goods Receipt document as per Work Instruction, Receive Materials - 240-54820279.
- h) The Supplier must deliver the goods as per the agreed to delivery times.
- i) The Supplier to provide technical datasheets as a minimum, where applicable.

3.6.5 Information to be provided to Supplier

The Supplier will be provided with SOW document for execution, Purchase Order for the required stock items will be generated as the need arises.

3.7 Spares Management

The Purchaser may request the Supplier to provide accurate description of all spare parts included in the spares list.

3.8 Equipment Required

The Purchaser may request the Supplier to provide accurate description of all spare parts included in the spares list.

3.9 Consumables Required

The Supplier must supply his own consumables to satisfy the requirements for scope.

3.10 Workshop

The Supplier and his sub-suppliers are required to have suitable premises with the required tools and equipment to be able to conduct the scope of work. Eskom reserves the right to inspect the workshop premises to make sure that it is kept up to standard.

3.11 Planned Key Performance Indicators (KPI)

N/A

4. Acceptance

This document has been seen and accepted by:

Full Name and Surname	Designation
Thami Simelane	BOP Maintenance Manager
Sherperd Dibakoane	BOP Chief Engineer
Phetheni Mhlongo	Snr Advisor Technical Support
Busi Nkomo	Aux Engineering Line Manager
Abel Vuma	Group Maintenance Manager
Vely Sondezi	Electrical System Engineer

CONTROLLED DISCLOSURE

Full Name and Surname	Designation
Nolo Ramabya	Ash System Engineer
Rudzani Nekhambele	Coal System Engineer
Nkosi Ntusie	P&T Line Manager
Mbuyiselo Majenge	MM Line Manager (Acting)

5. Revisions

Date	Rev.	Compiler	Remarks
November 2025	1	M Malele	New Document

6. Development Team

The following people were involved in the development of this document:

- M. Malele
- B. Thamaganyane
- S. Dibakoane
- R. Nekhambele

7. Acknowledgements

N/A

CONTROLLED DISCLOSURE